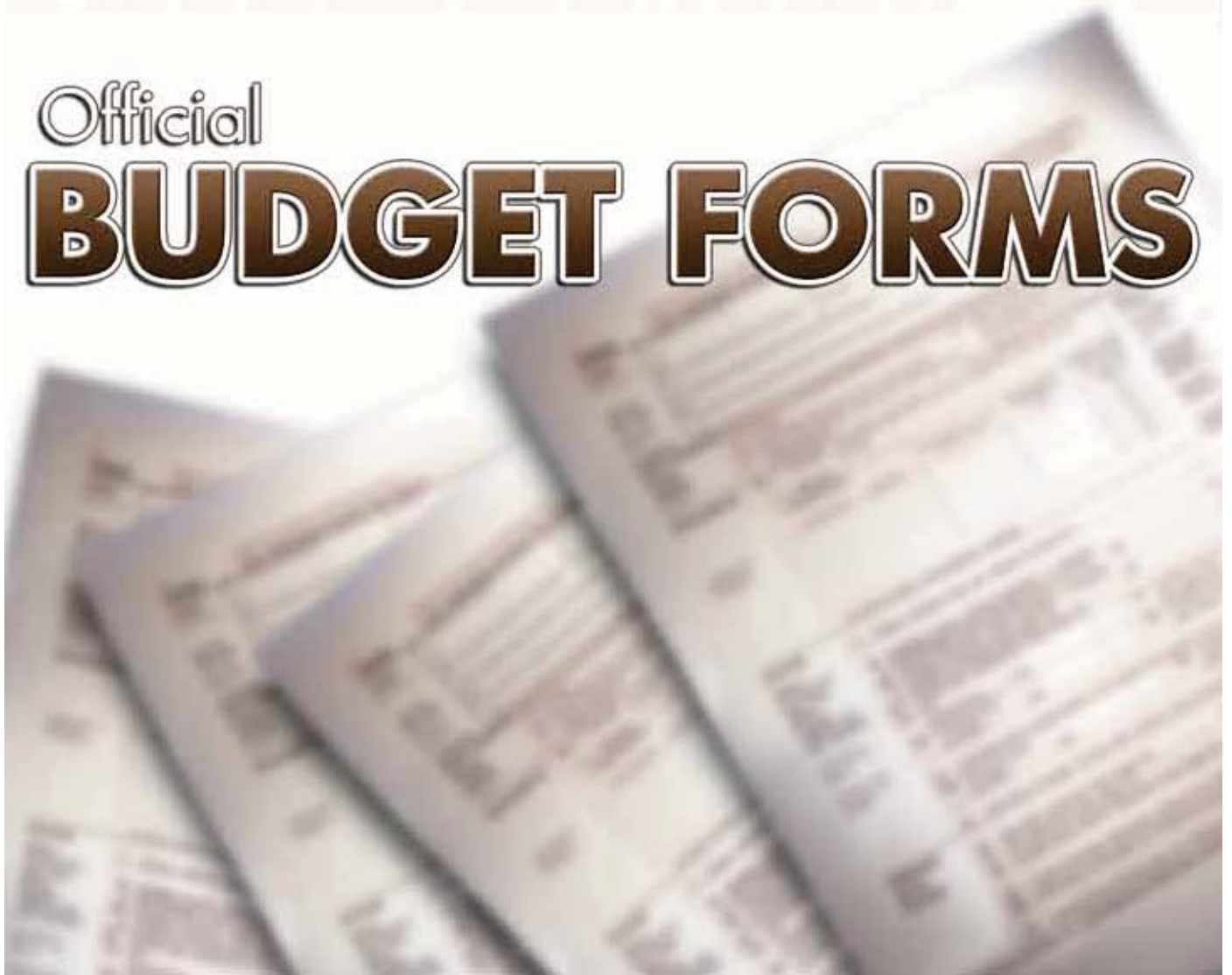




Official  
**BUDGET FORMS**



**TOWN OF SAHUARITA, ARIZONA**

**TABLE OF CONTENTS**

**Fiscal Year 2011**

Resolution for the Adoption of the Budget

Schedule A—Summary Schedule of Estimated Revenues and Expenditures/Expenses

Schedule B—Summary of Tax Levy and Tax Rate Information

Schedule C—Summary by Fund Type of Revenues Other Than Property Taxes

Schedule D—Summary by Fund Type of Other Financing Sources/<Uses> and Interfund Transfers

Schedule E—Summary by Department of Expenditures/Expenses Within Each Fund Type

Schedule F—Summary by Department of Expenditures/Expenses

**SAHUARITA RESOLUTION NO. 2010-205**

A RESOLUTION OF THE MAYOR AND COUNCIL OF THE TOWN OF SAHUARITA, ARIZONA, ADOPTING THE FISCAL YEAR 2011 BUDGET AND ALTERNATIVE EXPENDITURE LIMITATION IN THE AMOUNTS OF \$65,858,660 AND \$64,798,170, RESPECTIVELY.

WHEREAS, in accordance with the provisions of Title 42, Chapter 17, Articles 1-5, Arizona Revised Statutes (A.R.S.), the Town Council did, on June 14, 2010, make an estimate of the different amounts required to meet the public expenditures/expenses for the ensuing year, also an estimate of revenues from sources other than direct taxation, and the amount to be raised by taxation upon real and personal property of the Town of Sahuarita; and

WHEREAS, in accordance with said chapter of said title, and following due public notice, the Council met on June 28, 2010, at which meeting any taxpayer was privileged to appear and be heard in favor of or against any of the proposed expenditures/expenses or tax levies; and

WHEREAS, pursuant to A.R.S. Section 41-563.02, the voters approved the alternative expenditure limitation—home rule option during the primary election held on March 13, 2007, allowing the Town of Sahuarita to set its own budget expenditure levels for the four years subsequent to the year of adoption; and

WHEREAS, it appears that publication has been duly made as required by law, of said estimates together with a notice that the Town Council would meet on June 28, 2010, at a location accessible to the public for the purpose of hearing taxpayers and making tax levies as set forth in said estimates; and

WHEREAS, it appears that the sums to be raised by taxation, as specified therein, do not in the aggregate exceed that amount as computed in A.R.S. Section 42-17051 (A); and

WHEREAS, the Town Council has adopted financial and budgetary policies that establish minimum ending fund balance reserve requirements.

NOW, THEREFORE, BE IT RESOLVED by the Mayor and Council of the Town of Sahuarita, Arizona, as follows:

- Section 1.** That the estimates of revenues and expenditures/expenses, hereinafter set forth in Exhibit "A", as now increased, reduced, or changed, are hereby adopted as the budget and alternative expenditure limitation of the Town of Sahuarita for the fiscal year 2011.

**Section 2.** That portions of total ending fund balances will be committed for reserves in the following funds and amounts:

A. General Fund: \$3,865,030


B. Capital Infrastructure Improvement Fund: \$4,065,020

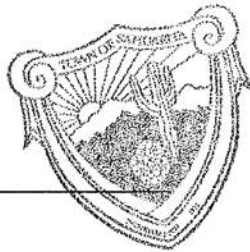
**Section 3.** Town staff is authorized to take all the steps necessary to implement the adopted budget for fiscal year 2011 and give it effect.

**Section 4.** All ordinances, resolutions, or motions and parts of ordinances, resolutions or motions of the council in conflict with the provisions of this Resolution are hereby repealed, effective as of the effective date of this Resolution. All internal references within the Town Code to any affected provision are hereby updated.

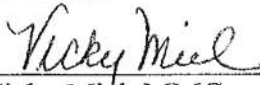
**Section 5.** If any section, subsection, sentence, clause, phrase or portion of this Resolution is for any reason held to be invalid or unconstitutional by the decision of any court of competent jurisdiction, such decision shall not affect the validity of the remaining portions thereof.

PASSED AND ADOPTED by the Mayor and Town Council of the Town of Sahuarita, Arizona, this 28<sup>th</sup> day of June, 2010.


  
\_\_\_\_\_  
Mayor Lynn Skelton



ATTEST:

  
\_\_\_\_\_  
Vicky Miel, MMC  
Town Clerk

APPROVED AS TO FORM:

  
\_\_\_\_\_  
Daniel J. Hochuli  
Town Attorney

**TOWN OF SAHUARITA, ARIZONA**  
**Summary Schedule of Estimated Revenues and Expenditures/Expenses**  
**Fiscal Year 2011**

FUND	ADOPTED BUDGETED EXPENSES* 2010	ACTUAL EXPENDITURES/ EXPENSES ** 2010	FUND BALANCE/ NET ASSETS*** July 1, 2010**	PROPERTY TAX REVENUES 2011	ESTIMATED REVENUES OTHER THAN PROPERTY TAXES 2011	OTHER FINANCING 2011		INTERFUND TRANSFERS 2011		TOTAL FINANCIAL RESOURCES AVAILABLE 2011	BUDGETED EXPENDITURES/ EXPENSES 2011
						SOURCES	<USES>	IN	<OUT>		
1. General Fund	\$ 24,225,734	\$ 11,787,730	\$ 14,602,410	Primary: \$ 291,460 Secondary: 291,460	\$ 10,626,260	\$	\$	\$ 100,000	\$ 433,130	\$ 24,895,540	\$ 24,895,540
2. Special Revenue Funds	3,143,436	2,566,720	216,780		5,003,780			691,130	3,299,000	2,904,150	2,904,150
3. Debt Service Funds Available											
4. Less: Designation for Future Debt Retirement											
5. Total Debt Service Funds											
6. Capital Projects Funds	36,524,450	11,538,850	14,512,560		14,970,950			3,299,000	2,954,730	29,827,780	29,827,780
7. Permanent Funds											
8. Enterprise Funds Available	12,854,660	7,584,180	843,220		3,495,230		1,296,010	5,121,230	2,524,500	8,231,190	8,231,190
9. Less: Designation for Future Debt Retirement											
10. Total Enterprise Funds	12,854,660	7,584,180	843,220		3,495,230		1,296,010	5,121,230	2,524,500	8,231,190	8,231,190
11. Internal Service Funds											
12. TOTAL ALL FUNDS	\$ 76,748,280	\$ 33,477,480	\$ 30,174,970	\$ 291,460	\$ 34,096,220	\$ 1,296,010	\$ 9,211,360	\$ 9,211,360	\$ 9,211,360	\$ 65,858,660	\$ 65,858,660

**EXPENDITURE LIMITATION COMPARISON**

	2010	2011
1. Budgeted expenditures/expenses	\$ 76,748,280	\$ 65,858,660
2. Add/subtract: estimated net reconciling items	(1,365,350)	(1,060,490)
3. Budgeted expenditures/expenses adjusted for reconciling items	75,382,930	64,798,170
4. Less: estimated exclusions		
5. Amount subject to the expenditure limitation	\$ 75,382,930	\$ 64,798,170
6. EEC or voter-approved alternative expenditure limitation	\$ 75,382,930	\$ 64,798,170

The city/town does not levy property taxes and does not have special assessment districts for which property taxes are levied. Therefore, Schedule B has been omitted.

\* Includes Expenditure/Expense Adjustments Approved in current year from Schedule E.

\*\* Includes actual amounts as of the date the proposed budget was prepared, adjusted for estimated activity for the remainder of the fiscal year.

\*\*\* Amounts in this column represent Fund Balance/Net Asset amounts except for amounts invested in capital assets, net of related debt, and reserved/restricted amounts established as offsets to assets presented for informational purposes (i.e., prepaids, inventory, etc.).

**TOWN OF SAHUARITA, ARIZONA**  
**Summary of Tax Levy and Tax Rate Information**  
**Fiscal Year 2011**

	<b>2010</b>	<b>2011</b>
1. Maximum allowable primary property tax levy. A.R.S. §42-17051(A)	\$ _____	\$ _____
2. Amount received from primary property taxation in the <b>current year</b> in excess of the sum of that year's maximum allowable primary property tax levy. A.R.S. §42-17102(A)(18)	\$ _____	
3. Property tax levy amounts		
A. Primary property taxes	\$ _____	\$ _____
B. Secondary property taxes	_____ 272,400	_____ 291,460
C. Total property tax levy amounts	\$ _____ 272,400	\$ _____ 291,460
4. Property taxes collected*		
A. Primary property taxes		
(1) <b>Current</b> year's levy	\$ _____	
(2) Prior years' levies	_____	
(3) Total primary property taxes	\$ _____	
B. Secondary property taxes		
(1) <b>Current</b> year's levy	\$ _____ 251,720	
(2) Prior years' levies	_____	
(3) Total secondary property taxes	\$ _____ 251,720	
C. Total property taxes collected	\$ _____ 251,720	
5. Property tax rates		
A. City/Town tax rate		
(1) Primary property tax rate	_____	_____
(2) Secondary property tax rate	_____ 3.3000	_____ 3.3000
(3) Total city/town tax rate	_____ 3.3000	_____ 3.3000

B. Special assessment district tax rates  
 Secondary property tax rates - As of the date the proposed budget was prepared, the city/town was operating one special assessment districts for which secondary property taxes are levied. For information pertaining to these special assessment districts and their tax rates, please contact the city/town.

\* Includes actual property taxes collected as of the date the proposed budget was prepared, plus estimated property tax collections for the remainder of the fiscal year.

**TOWN OF SAHUARITA, ARIZONA**  
**Summary by Fund Type of Revenues Other Than Property Taxes**  
**Fiscal Year 2011**

<b>SOURCE OF REVENUES</b>	<b>ESTIMATED REVENUES 2010</b>	<b>ACTUAL REVENUES* 2010</b>	<b>ESTIMATED REVENUES 2011</b>
<b>GENERAL FUND</b>			
<b>Local taxes</b>			
Sales taxes	\$ 3,940,700	\$ 3,777,670	\$ 4,066,300
Franchise fees	324,200	296,820	318,450
<b>Licenses and permits</b>			
Building permit fees	1,244,500	1,500,000	1,359,300
Business licensing fees	41,000	41,000	41,000
<b>Intergovernmental</b>			
State shared sales taxes	968,000	1,020,000	944,600
State shared income taxes	1,625,600	1,806,200	1,225,350
State shared vehicle license taxes	512,650	550,000	501,800
Grants and contributions	1,262,250	474,650	579,000
<b>Charges for services</b>			
Development fees	211,150	75,500	50,000
Recreation fees	155,000	130,000	140,000
Other departmental fees	15,200	22,100	19,300
Indirect cost recovery	246,500	616,000	898,350
<b>Fines and forfeits</b>			
Court fines and fees	248,800	226,770	232,540
<b>Interest on investments</b>			
Investment income	202,400	120,000	200,270
<b>Contributions</b>			
Voluntary contributions			
Donations from private organizations	67,000	3,850	10,000
<b>Miscellaneous</b>			
Miscellaneous/Other	15,000	46,150	40,000
<b>Total General Fund</b>	<b>\$ 11,079,950</b>	<b>\$ 10,706,710</b>	<b>\$ 10,626,260</b>

\* Includes actual revenues recognized on the modified accrual or accrual basis as of the date the proposed budget was prepared, plus estimated revenues for the remainder of the fiscal year.

**TOWN OF SAHUARITA, ARIZONA**  
**Summary by Fund Type of Revenues Other Than Property Taxes**  
**Fiscal Year 2011**

SOURCE OF REVENUES	ESTIMATED REVENUES 2010	ACTUAL REVENUES* 2010	ESTIMATED REVENUES 2011
<b>SPECIAL REVENUE FUNDS</b>			
<b>Highway User Revenue Fund</b>			
State shared fuel taxes	\$ 848,800	\$ 900,000	\$ 853,170
Grants and contributions	629,000	3,375,230	3,328,000
Investment income	500	500	
Miscellaneous			
<b>Total Highway User Revenue Fund</b>	<b>\$ 1,478,300</b>	<b>\$ 4,275,730</b>	<b>\$ 4,181,170</b>
<b>Local Transportation Assistance Fund</b>			
Local transportation assistance funds	\$ 91,050	\$ 88,180	\$
<b>Total Local Transportation Assistance Fund</b>	<b>\$ 91,050</b>	<b>\$ 88,180</b>	<b>\$</b>
<b>RICO Fund</b>			
Fines and forfeitures	\$ 50,000	\$	\$ 49,500
Intergovernmental	35,000	15,000	35,000
Investment income	3,000	360	500
<b>Total RICO Fund</b>	<b>\$ 88,000</b>	<b>\$ 15,360</b>	<b>\$ 85,000</b>
<b>Quail Creek Community Facilities District Fund</b>			
Property taxes-allowance for uncollectibles	\$ (13,620)		(19,600)
Investment income (loss)	4,200	50	(230)
Miscellaneous-developer contributions	770,500	784,760	757,440
<b>Total Quail Creek CFD Fund</b>	<b>\$ 761,080</b>	<b>\$ 784,810</b>	<b>\$ 737,610</b>
<b>Total Special Revenue Funds</b>	<b>\$ 2,418,430</b>	<b>\$ 5,164,080</b>	<b>\$ 5,003,780</b>
<b>CAPITAL PROJECTS FUNDS</b>			
<b>Capital Infrastructure Improvement Fund</b>			
Sales taxes	\$ 2,500,000	\$ 3,175,920	\$ 1,987,720
Intergovernmental	18,849,000	3,498,000	12,850,000
Charges for services		189,500	
Investment income	205,900	120,000	77,230
Miscellaneous		25,000	56,000
<b>Total Capital Infrastructure Improvement Fund</b>	<b>\$ 21,554,900</b>	<b>\$ 7,008,420</b>	<b>\$ 14,970,950</b>
<b>ENTERPRISE FUNDS</b>			
<b>Wastewater</b>			
Sewer user charges	\$ 1,722,800	\$ 1,745,370	\$ 2,154,230
Sewer connection fees	980,000	1,254,620	1,391,320
Investment income (loss)	6,300	(37,410)	(50,320)
<b>Total Wastewater Fund</b>	<b>\$ 2,709,100</b>	<b>\$ 2,962,580</b>	<b>\$ 3,495,230</b>
<b>Total Enterprise Funds</b>	<b>\$ 2,709,100</b>	<b>\$ 2,962,580</b>	<b>\$ 3,495,230</b>
<b>TOTAL ALL FUNDS</b>	<b>\$ 37,762,380</b>	<b>\$ 25,841,790</b>	<b>\$ 34,096,220</b>

\* Includes actual revenues recognized on the modified accrual or accrual basis as of the date the proposed budget was prepared, plus estimated revenues for the remainder of the fiscal year.



**TOWN OF SAHUARITA, ARIZONA**  
**Summary by Fund Type of Other Financing Sources/<Uses> and Interfund Transfers**  
**Fiscal Year 2011**

FUND	OTHER FINANCING 2011		INTERFUND TRANSFERS 2011	
	SOURCES	<USES>	IN	<OUT>
<b>GENERAL FUND</b>				
Highway User Revenue Fund	\$ _____	\$ _____	\$ _____	\$ 401,710
Quail Creek CFD	_____	_____	_____	31,420
Capital Infrastructure Improvement Fund	_____	_____	100,000	_____
<b>Total General Fund</b>	\$ _____	\$ _____	\$ 100,000	\$ 433,130
<b>SPECIAL REVENUE FUNDS</b>				
Highway User Revenue Fund	\$ _____	\$ _____	\$ 659,710	\$ 3,299,000
Quail Creek CFD	_____	_____	31,420	_____
<b>Total Special Revenue Funds</b>	\$ _____	\$ _____	\$ 691,130	\$ 3,299,000
<b>CAPITAL PROJECTS FUNDS</b>				
Capital Infrastructure Improvement Fund	\$ _____	\$ _____	\$ 3,299,000	\$ 2,954,730
<b>Total Capital Projects Funds</b>	\$ _____	\$ _____	\$ 3,299,000	\$ 2,954,730
<b>ENTERPRISE FUNDS</b>				
Wastewater	\$ 1,296,010	\$ _____	\$ 5,121,230	\$ 2,524,500
<b>Total Enterprise Funds</b>	\$ 1,296,010	\$ _____	\$ 5,121,230	\$ 2,524,500
<b>TOTAL ALL FUNDS</b>	\$ 1,296,010	\$ _____	\$ 9,211,360	\$ 9,211,360

**TOWN OF SAHUARITA, ARIZONA**  
**Summary by Department of Expenditures/Expenses Within Each Fund Type**  
**Fiscal Year 2011**

FUND/DEPARTMENT	ADOPTED BUDGETED EXPENDITURES/ EXPENSES 2010	EXPENDITURE/ EXPENSE ADJUSTMENTS APPROVED 2010	ACTUAL EXPENDITURES/ EXPENSES* 2010	BUDGETED EXPENDITURES/ EXPENSES 2011
<b>GENERAL FUND</b>				
Mayor & Council	\$ 173,510	\$	\$ 155,660	\$ 167,150
Town Manager	682,790	61,000	675,620	635,060
Law	494,450		481,060	457,430
Town Clerk	249,600	2,100	257,210	358,100
Finance	1,006,070		925,870	997,490
Human Resources	184,530		180,850	187,550
Municipal Court	490,000		476,860	517,420
Planning & Building				1,002,180
Planning & Zoning	374,050		364,680	
Building Safety	875,420	8,400	864,310	
Parks & Recreation	1,391,540	(51,000)	1,309,480	1,359,040
Public Works	893,150		821,300	829,650
Police	5,844,220	89,160	5,142,180	5,484,490
Non-departmental	558,850	(89,160)	132,650	465,250
Contingency / Reserves	11,039,880	(52,826)		12,434,730
<b>Total General Fund</b>	<b>\$ 24,258,060</b>	<b>\$ (32,326)</b>	<b>\$ 11,787,730</b>	<b>\$ 24,895,540</b>
<b>SPECIAL REVENUE FUNDS</b>				
Highway user Revenue Fund	\$ 1,352,540	\$ 32,326	\$ 1,393,420	\$ 1,541,880
Local Transportation Assistance Fund	91,050		91,050	
RICO Fund	302,170		15,000	301,780
Quail Creek CFD	1,365,350		1,067,250	1,060,490
<b>Total Special Revenue Funds</b>	<b>\$ 3,111,110</b>	<b>\$ 32,326</b>	<b>\$ 2,566,720</b>	<b>\$ 2,904,150</b>
<b>CAPITAL PROJECTS FUNDS</b>				
Capital Infrastructure Improvement Fund	\$ 36,524,450	\$	\$ 11,538,850	\$ 29,827,780
<b>Total Capital Projects Funds</b>	<b>\$ 36,524,450</b>	<b>\$</b>	<b>\$ 11,538,850</b>	<b>\$ 29,827,780</b>
<b>ENTERPRISE FUNDS</b>				
Wastewater	\$ 12,854,660	\$	\$ 7,584,180	\$ 8,231,190
<b>Total Enterprise Funds</b>	<b>\$ 12,854,660</b>	<b>\$</b>	<b>\$ 7,584,180</b>	<b>\$ 8,231,190</b>
<b>TOTAL ALL FUNDS</b>	<b>\$ 76,748,280</b>	<b>\$</b>	<b>\$ 33,477,480</b>	<b>\$ 65,858,660</b>

\* Includes actual expenditures/expenses recognized on the modified accrual or accrual basis as of the date the proposed budget was prepared, plus estimated expenditures/expenses for the remainder of the fiscal year.

**TOWN OF SAHUARITA, ARIZONA**  
**Summary by Department of Expenditures/Expenses**  
**Fiscal Year 2011**

<b>DEPARTMENT/FUND</b>	<b>ADOPTED BUDGETED EXPENDITURES/ EXPENSES 2010</b>	<b>EXPENDITURE/ EXPENSE ADJUSTMENTS APPROVED 2010</b>	<b>ACTUAL EXPENDITURES/ EXPENSES * 2010</b>	<b>BUDGETED EXPENDITURES/ EXPENSES 2011</b>
<b>Police:</b>				
General Fund	\$ 5,844,220	\$ 89,160	\$ 5,142,180	\$ 5,484,490
RICO Fund	105,000		15,000	85,290
<b>Department Total</b>	<b>\$ 5,949,220</b>	<b>\$ 89,160</b>	<b>\$ 5,157,180</b>	<b>\$ 5,569,780</b>
<b>Parks &amp; Recreation:</b>				
General Fund	\$ 1,391,540	\$ (51,000)	\$ 1,309,480	\$ 1,359,040
Quail Creek CFD Fund	33,020		32,260	34,910
<b>Department Total</b>	<b>\$ 1,424,560</b>	<b>\$ (51,000)</b>	<b>\$ 1,341,740</b>	<b>\$ 1,393,950</b>
<b>Streets:</b>				
Highway User Revenue Fund	\$ 1,416,700	\$ 32,326	\$ 1,484,470	\$ 1,541,880
Quail Creek CFD Fund			14,900	14,500
<b>Department Total</b>	<b>\$ 1,416,700</b>	<b>\$ 32,326</b>	<b>\$ 1,499,370</b>	<b>\$ 1,556,380</b>

\* Includes actual expenditures/expenses recognized on the modified accrual or accrual basis as of the date the proposed budget was prepared, plus estimated expenditures/expenses for the remainder of the fiscal year.